Multiple District 51

As of October 2026 Cumulative

Year	New Clubs	Dropped Clubs	Gain/ Loss Clubs	New Members	Charter Members	Reinstate Members	Transfer Members	Total Member Added	Total Members Dropped	Gain/ Loss Members
2022-2023	4	4	0	401	122	55	9	587	520	67
2023-2024	0	2	-2	456	15	26	24	521	429	92
2024-2025	5	3	2	427	128	26	23	604	439	165
2025-2026	3	4	-1	419	70	19	35	543	513	30
2026-2027	0	1	-1	107	10	7	13	137	213	-76
Average	**2**	**3**	**0**	**362**	**69**	**27**	**21**	**478**	**423**	**56**

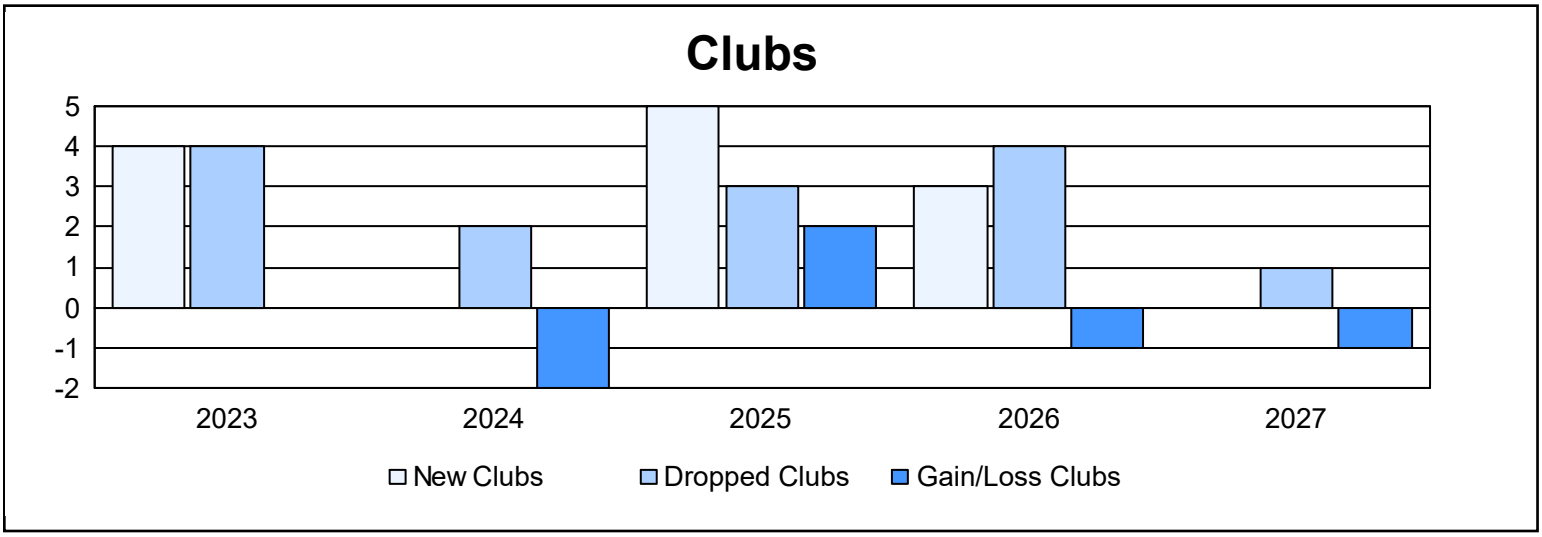

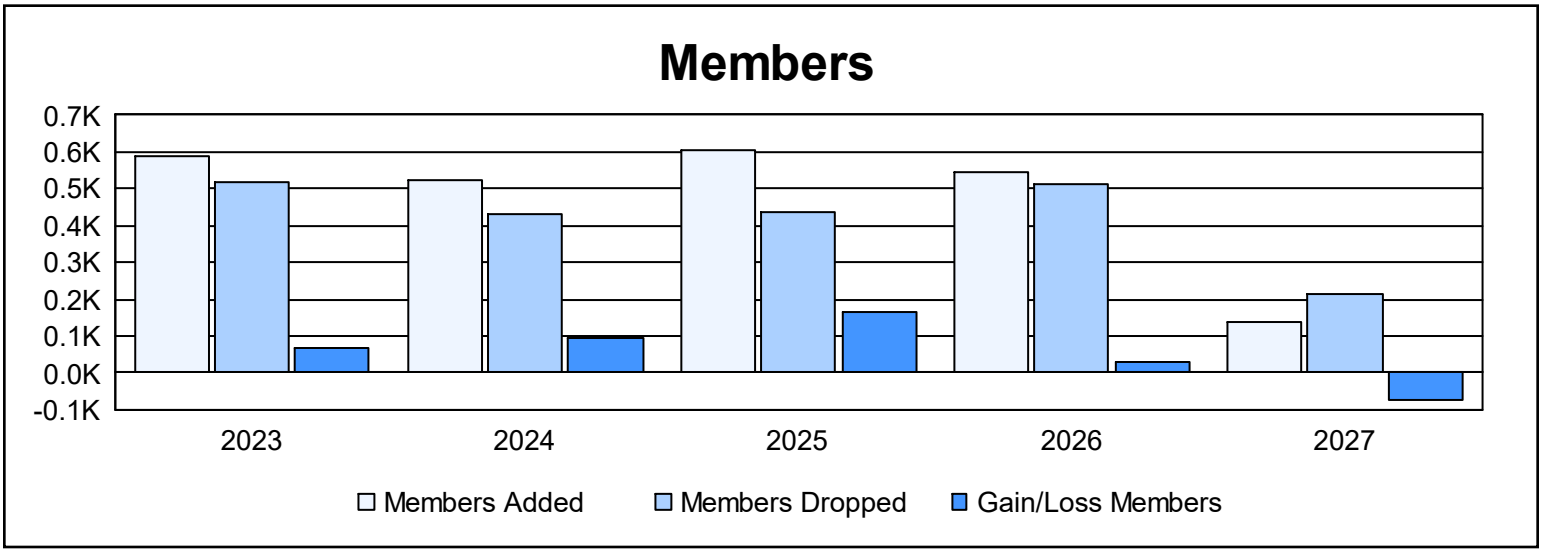

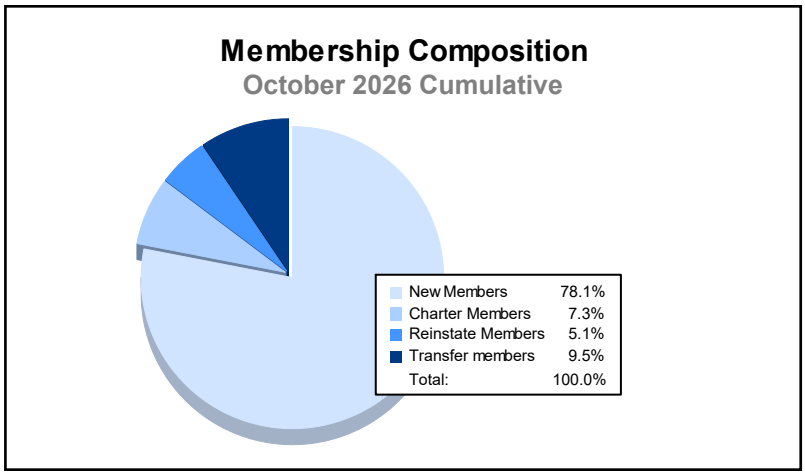
Membership Composition
October 2026 Cumulative
New Members 78.1%
Charter Members 7.3%
Reinstate Members 5.1%
Transfer members 9.5%
Total: 100.0%

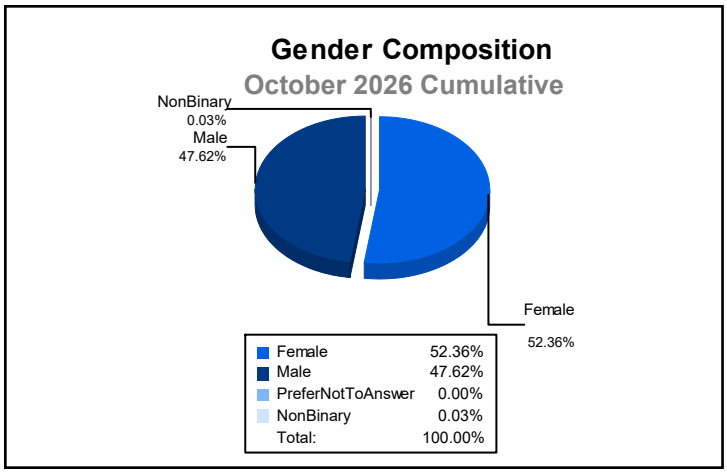
Gender Composition
October 2026 Cumulative
NonBinary
0.03%
Male
47.62%
Female
52.36%
Female 52.36%
Male 47.62%
PreferNotToAnswer 0.00%
NonBinary 0.03%
Total: 100.00%